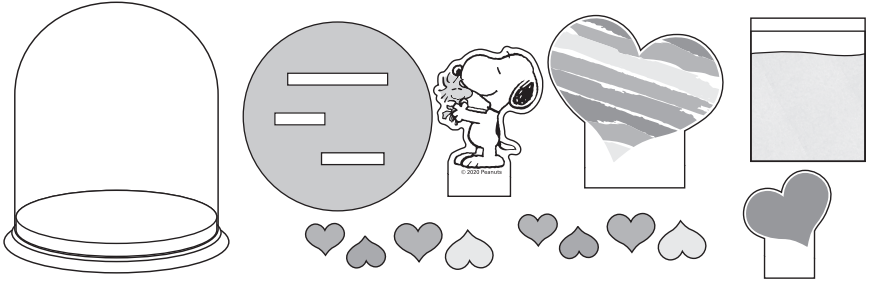


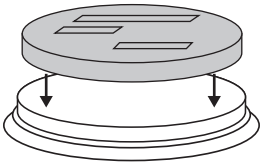
# 13962603 Peanuts Valentine Glitter Globe Craft Kit

## Instructions:

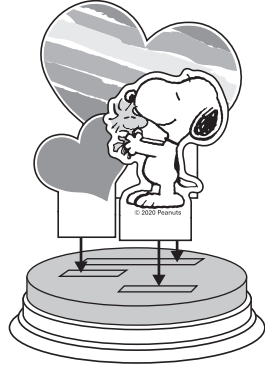
Using the picture as a guide, assemble the craft as shown.



1. Remove adhesive backing from the foam base and adhere to the snow globe base.

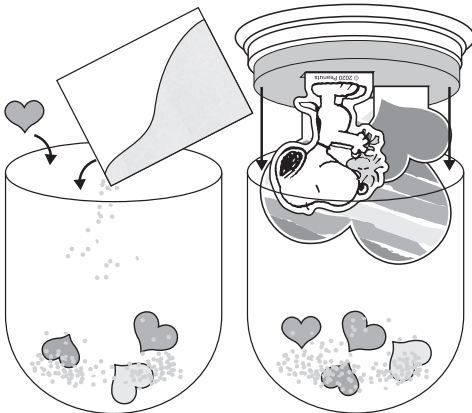


- 2.



3. Add glitter and non-adhesive foam hearts to the snow globe top. Secure the assembled base onto snow globe.

4. Decorate the outside of the globe with the adhesive foam hearts.



**Please note:**  
Not for use  
with water.



© OTC



Tag your photo with **#orientaltrading** on Instagram or upload your photos at **orientaltrading.com/sharefun**.