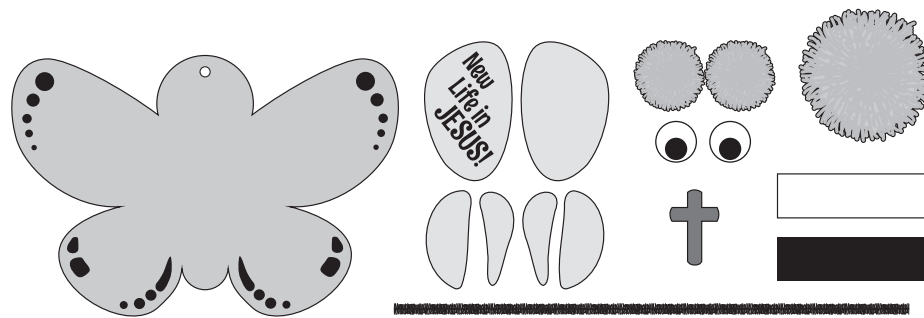


13961877 New Life in Jesus Butterfly Magnet Craft Kit


Instructions:

Note: This craft requires glue (not included).


Using the picture as a guide, assemble the craft as shown.



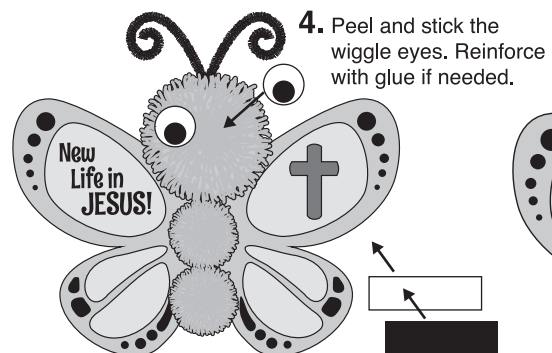
1. Thread chenille stem through hole and twist to secure.




2. Adhere foam pieces as shown.



3. Use glue (not included) to attach the pom-poms.



4. Peel and stick the wiggly eyes. Reinforce with glue if needed.



5. Adhere the magnet to the back of the craft using the double-sided adhesive foam strip.

© OTC



Share your fun!

Tag your photo with **#orientaltrading** on Instagram or upload your photos at [orientaltrading.com/sharefun](https://www.orientaltrading.com/sharefun).