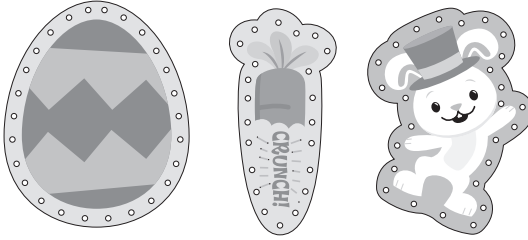
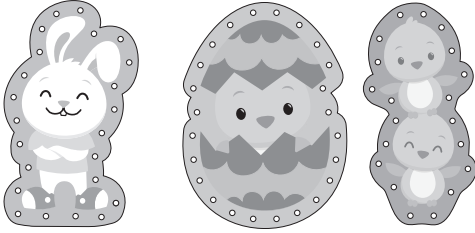



13961561 Easter Lacing Cards Instructions

Instructions:

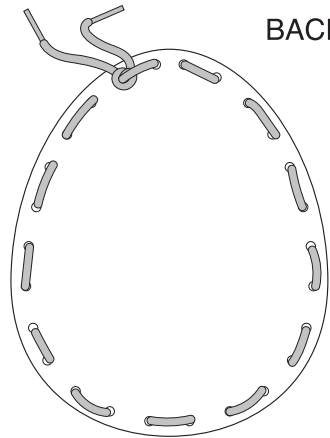
To begin, start with the lace under the card and pull it up through a hole. Then lace the rest of the card by lacing through the holes in the card, moving your lace over and under as you go. After you have finished lacing your card, tie a knot in the end to secure the cording.



FRONT



BACK



© OTC



Share your fun!

Tag your photo with **#orientaltrading** on Instagram or upload your photos at **orientaltrading.com/sharefun**.