

## CONTENTS CHECKLIST

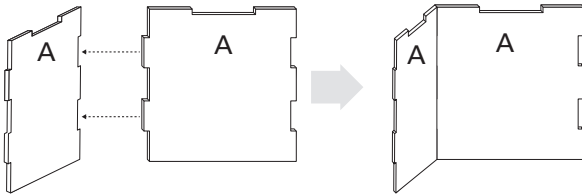
### Qty: Description:

- 8 A) Small Side Piece
- 2 B) Small Top Piece
- 4 C) Large Side Piece
- 1 D) Large Top Piece
- 4 E) Large Riser Brace
- 2 F) Small Foil Wrap
- 1 G) Large Foil Wrap

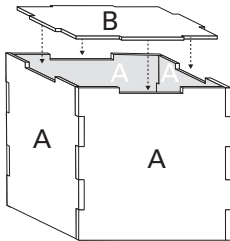
## 13958968 Rose Gold Metallic Foam Riser Set Instructions

© 2020 OTC  
MADE IN CHINA

1) Insert the sides of four A pieces together to create a box shape.

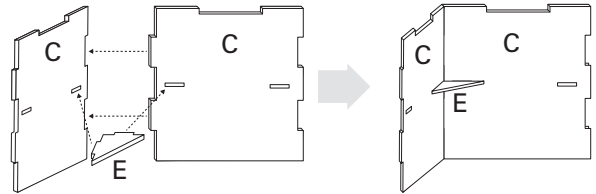


2) Insert B into the top of the box shape.

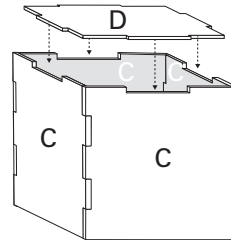


3) Repeat steps 1 and 2 to create a total of two small risers.

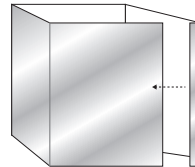
4) Insert E into four C pieces to create a box shape.



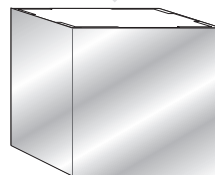
5) Insert D into the top of the box shape.



6) Fold one F piece along the score lines, wrap it around one small riser and use the adhesive strip to hold it together. Repeat with second F piece and remaining small riser.



7) Repeat step 6 with G and the large riser.



This completes a total of three risers.

