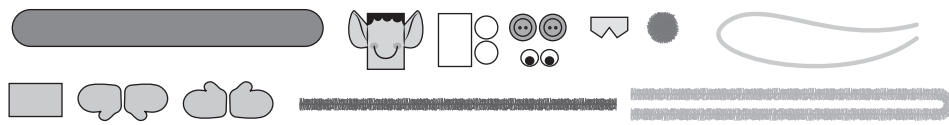


13957382 Elf Craft Stick Craft Kit

Instructions:

Note: This craft requires glue (not included).

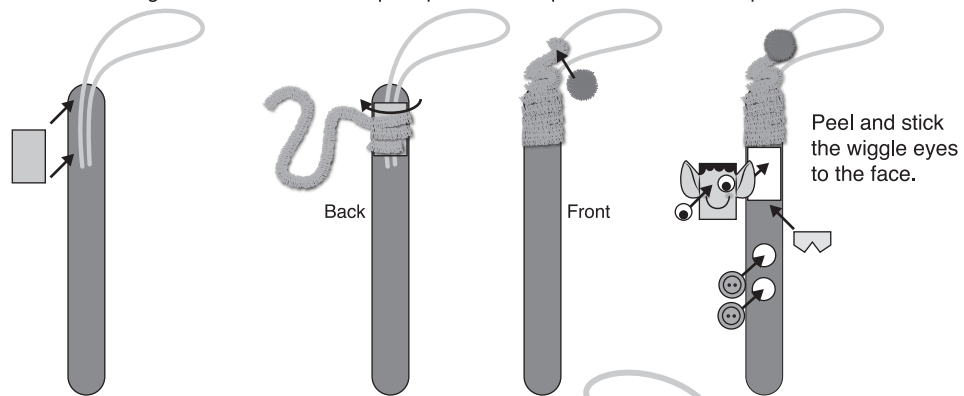
Using the picture as a guide, assemble the craft as shown.




1. Adhere the cording to the back of the stick using the green adhesive foam rectangle.

2. Wrap the green chenille stem around the top of the craft stick to make a hat shape, then glue the pom-pom to the top.

3. Attach the head and buttons using the double-sided adhesive foam pieces.



4. Wrap the red chenille stem to make the arms. Sandwich the mittens onto each end.



OrientalTrading.com
(800) 875-8480

© 2020 OTC
MADE IN CHINA