


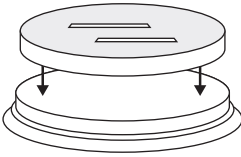
# 13957320 Christmas Peanuts Snowglobe Craft Kit

## Instructions:

Using the picture as a guide, assemble the craft as shown.



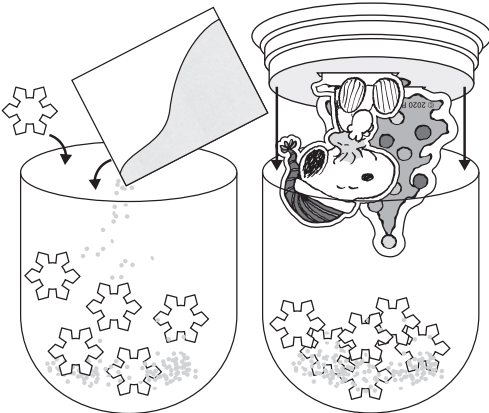
- 1.** Remove adhesive backing from the foam base and adhere to the snow globe base.



- 2.**



- 3.** Add glitter and non-adhesive foam snowflakes to the snow globe top. Secure the assembled base onto snow globe.



- 4.** Decorate the outside of the globe with the adhesive foam snowflakes.



**Please note:**  
Not for use  
with water.