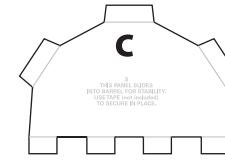



13943411 Railroad VBS Water Tower Instructions

©2019 Oriental Trading Company, Inc.
OrientalTrading.com (800) 875-8480

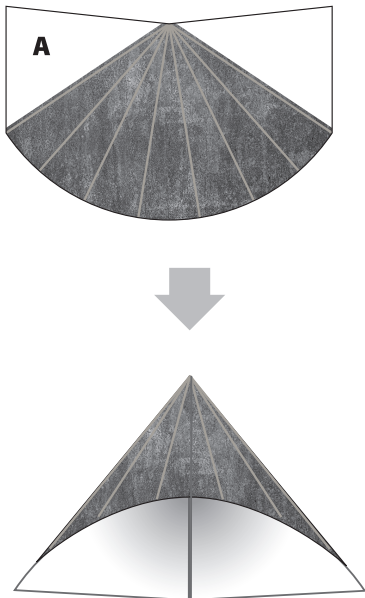
COMPONENTS LIST

- QTY. 1 A) ROOF
- QTY. 1 B) BARREL
- QTY. 1 C) INSERT
- QTY. 1 D) BASE



STEP 1:

Attach A to a wall or flat surface using tape or pins (not included).



STEP 2:

Slightly tuck B inside A and attach using tape or pins (not included).




STEP 3:

Slide C into B to hold barrel shape. Use tape (not included) to secure in place.



STEP 4:

To finish, slide D into the bottom of B and attach with tape or pins (not included).



Your Railroad VBS Water Tower is Finished!

Enjoy your new Water Tower!

Use it as a display piece or as part of a larger scene.

