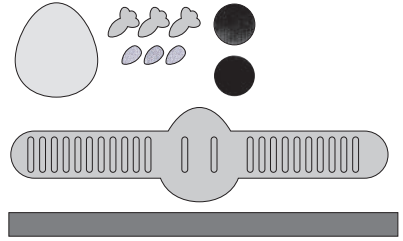
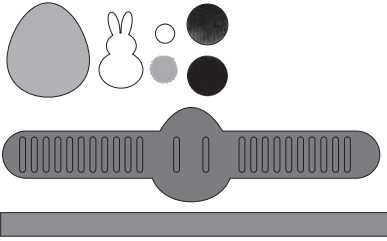


13936046 Foam Easter Bracelet Craft Kit

Instructions:

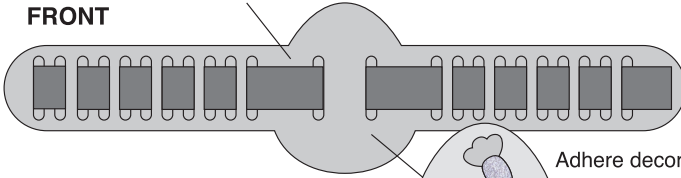
Using the picture as a guide, adhere the pieces together as shown.

© 2019 OTC
MADE IN CHINA



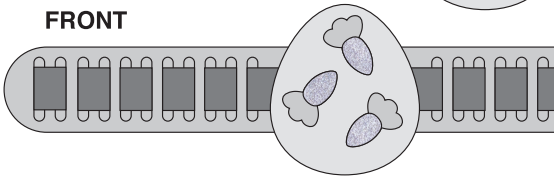
Weave the ribbon through the slots.
Trim away any extra ribbon.

FRONT



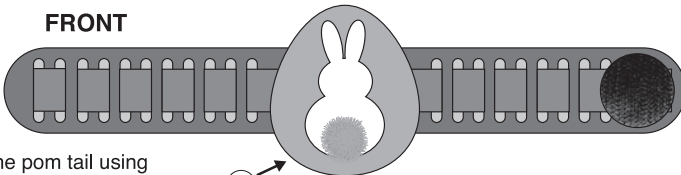
Adhere decorations on top.

FRONT



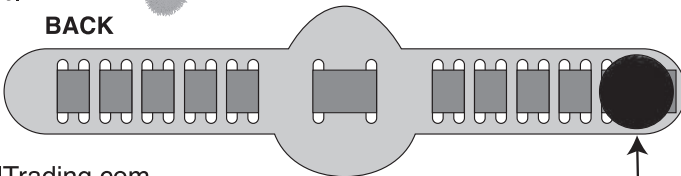
Adhere the
hook side to
the front,
on top of
the loose
ribbon end.

FRONT



Adhere the pom tail using
the double-sided adhesive
foam circle.

BACK



Adhere the fuzzy side to the back,
on top of the loose ribbon end.