


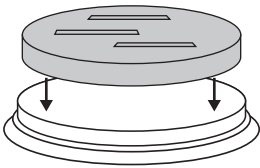
# 13911380 Grinch Christmas Snow Globe Craft Kit

## Instructions:


Using the picture as a guide, assemble the craft as shown.



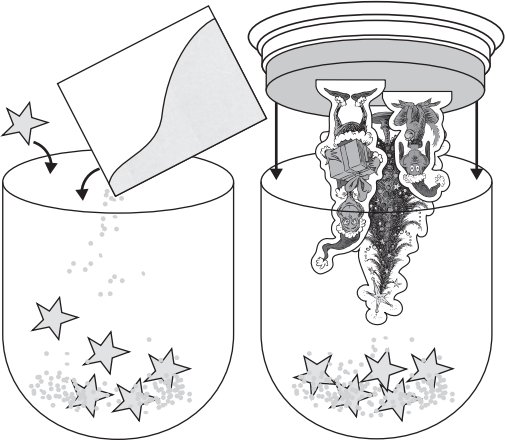
1. Remove adhesive backing from the foam base and adhere to the snow globe base.



2.



3. Add glitter and non-adhesive stars to the snow globe top. Secure the assembled base onto snow globe.



4. Decorate the outside of the globe with the adhesive foam stars.



**NOTE:**  
Not for  
use with  
water.