
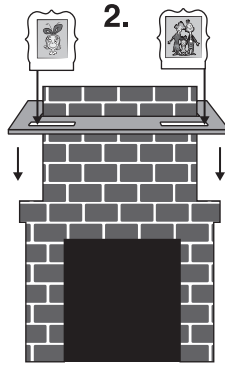
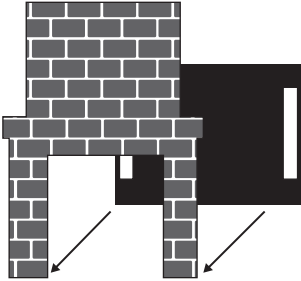


13911370 Grinch Christmas Fireplace Craft Kit

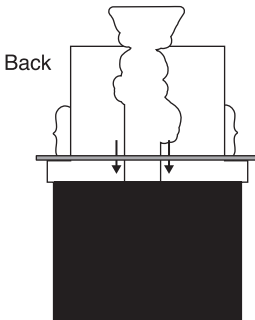
Instructions:

Using the picture as a guide, assemble the craft as shown.


1. Adhere the black foam piece to the back of the fireplace using the double-sided adhesive foam strips.



4. On the back of the craft, insert the Grinch through the mantel's slot and into the pocket as shown.



5. Use the tab on the Grinch to swing him left and right, and to make his eyes peek in and out of the fireplace.



© 2019 OTC
MADE IN CHINA

OrientalTrading.com
(800) 875-8480

TM & © 2019 Dr. Seuss Enterprises, L.P. All Rights Reserved