

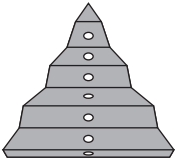
13911367 Christmas Tree Card Craft Kit

Instructions:

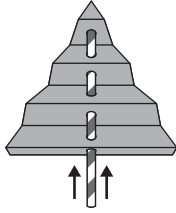
Fold the card in half along the score line.

Using the picture as a guide, assemble the pieces as shown.


1 Accordion fold the tree along the dotted lines.



2 Insert the straw into the holes.



3 Use the adhesive pieces to adhere the assembled tree to the card.



4 Use the double-sided adhesive foam circles to attach the pom-poms.

