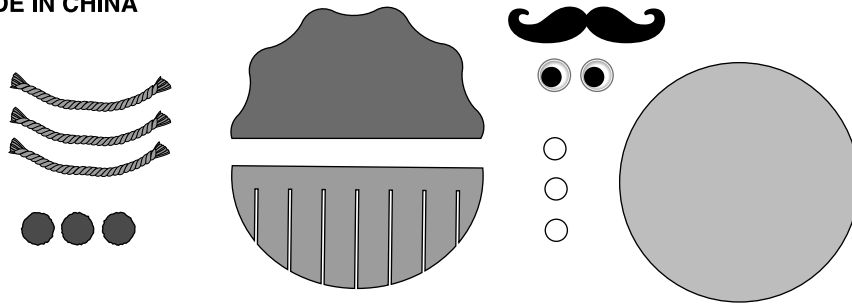


13836884 Foam Taco Craft Kit

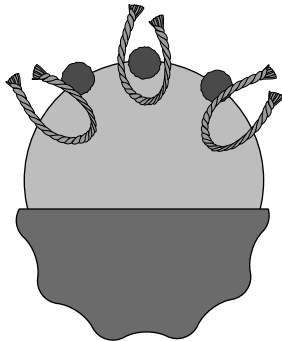
Instructions:

Cut the string into three pieces. Then, using the picture as a guide, assemble the taco as shown.

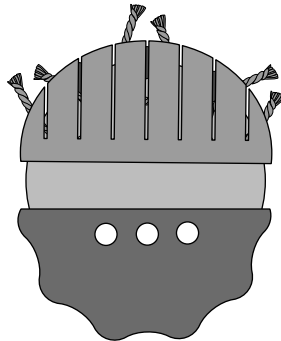
© 2018 OTC
MADE IN CHINA




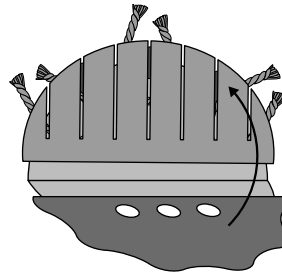
1. Adhere the string, pom-poms and brown foam to the base as shown.



2. Add the felt lettuce and double-sided adhesive foam circles.



3. Fold up to create the taco.



OrientalTrading.com
(800) 875-8480

8.5 in / 215 mm

5.5 in / 139 mm