
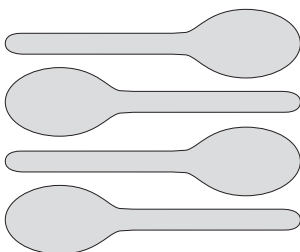

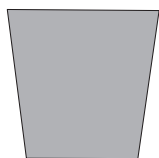


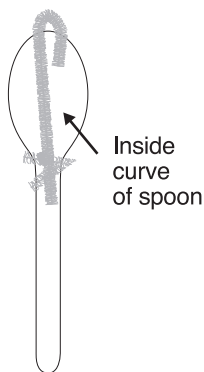
13823511 Spoon Spring Flower Craft Kit

© 2018 OTC
MADE IN CHINA

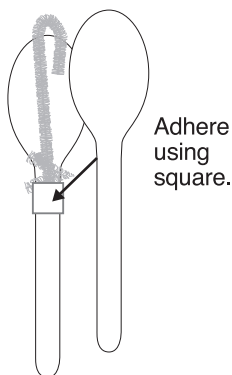


Instructions:

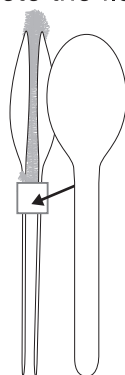
1. Wrap the chenille stem around one spoon, then bend the stem's end as shown.



2. Use one double-sided adhesive square to stick a second spoon to the craft as shown.

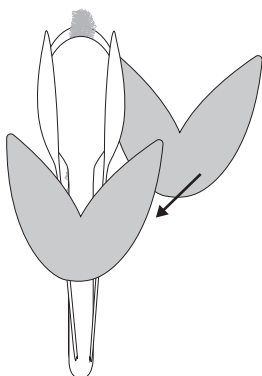


3. Use one double-sided adhesive square to stick a third spoon to the craft as shown. Repeat this step on the opposite side to complete the flower bulb shape.



4. Sandwich the adhesive foam leaves over the spoons as shown.

Fill the pot with shredded paper, and insert the assembled flower into the pot.



Completed Craft

