



Yard Stake Assembly Instructions

©2016 Oriental Trading Company, Inc.
OrientalTrading.com (800)228-2269

1. Each sign includes two stakes.
(sign shapes will vary.)



2. Insert the short side of the stakes at the bottom of the sign as shown below.




SHORT END

CRIMP

LONG END

3. Holding the stake at the bottom, insert them into soft ground.



HOLD
HERE →

PUSH
DOWN
↓

← HOLD
HERE