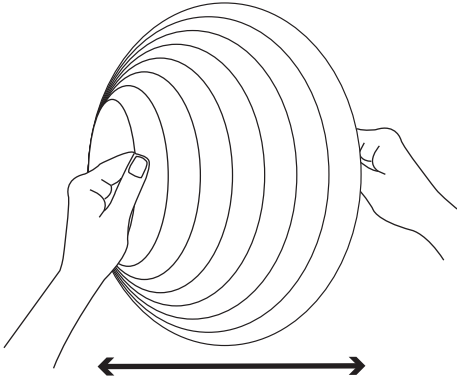



# Lantern Assembly Instructions

1. Open the lantern by holding the wire at the top and the bottom and pulling gently.



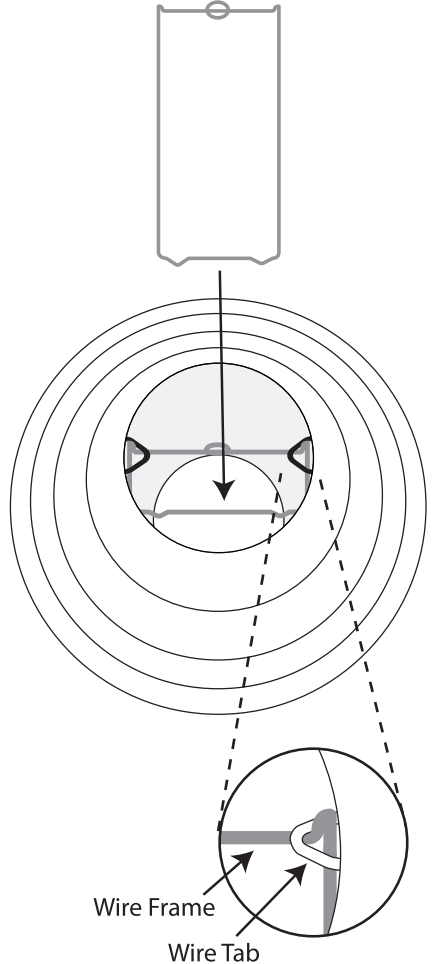
3. Attach a string (not included) to the wire loop in the center of the wire frame.

Hang where desired.



2. To secure the lantern open, insert the wire frame into the bottom of the lantern and pull the lantern up over the wire frame. Insert the top of the wire frame into the wire tabs on the top of the lantern, being careful to avoid tearing.

(Please note: the wire frame will bend slightly.)



© OTC