


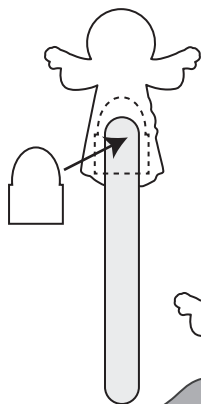
13627867 Jesus Is Risen Pop-Up Craft Kit

Instructions:

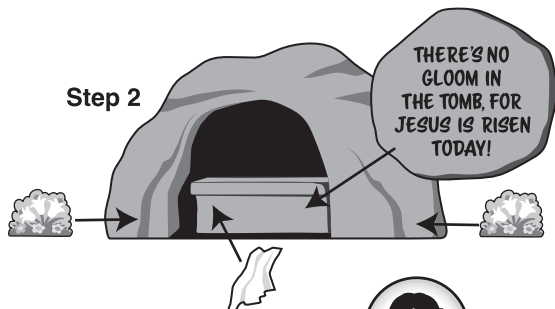
1. Adhere the Jesus figure to the top portion of the craft stick with the white adhesive foam piece as shown below.
2. Adhere the other pieces onto the tomb as shown.
3. Turn the piece over. Center the small grey foam strip at the bottom of the background and adhere it as shown with the white double-sided adhesive foam pieces. Insert the Jesus figure on the stick from the top. Now you can move the Jesus figure up and down.



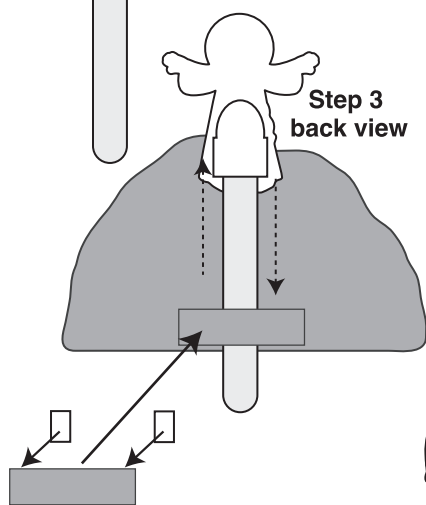
Step 1
back view



Step 2



Step 3
back view



© OTC



Share your fun!

Tag your photo with **#orientaltrading** on social media!