

13811184 Halloween Pennant Banner Craft Kit

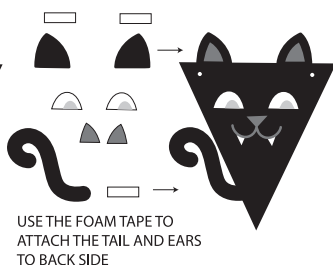

Instructions:

Using the picture as a guide, adhere the pieces onto each pennant. You will need to use the foam tape to attach the foam wings, tail, ears and hat.


String each pennant onto the fabric strip as shown.

© 2018 OTC
MADE IN CHINA

USE THE FOAM TAPE TO
ATTACH THE HAT TO BACK SIDE



USE THE FOAM TAPE TO
ATTACH THE TAIL AND EARS
TO BACK SIDE



USE THE FOAM TAPE TO
ATTACH THE EARS TO BACK SIDE



USE THE FOAM TAPE TO
ATTACH THE WINGS TO BACK SIDE

